

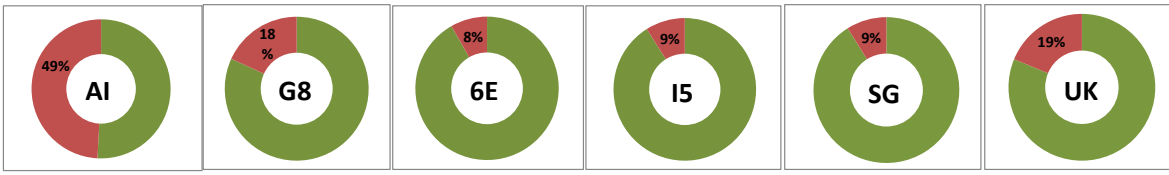
JANUARY 2020 DEPARTURES (0300 - 0900)

AIRLINES	TOTAL DEPARTURES	FLIGHTS ON TIME (STD + 15 min)	FLIGHTS DELAYED (STD + MORE THAN 15 Min)	% ON TIME	% DELAYED	NUMBER OF FLIGHTS DELAYED DUE TO										TOTAL DEPARTURES
						AIRLINES					AIRPORT		WEATHER		ATC	
						PASSENGER & BAGGAGE HANDLING (IATA CODES 11-18)	AIRCRAFT & RAMP HANDLING (IATA CODES 31-39)	TECHNICAL, AUTOMATED EQUIPMENT FAILURE (IATA CODES 41-48)	OPERATIONS, CREW (IATA CODES 61-69)	REACTIONARY REASONS (IATA CODES 91-96)	AIRPORT FACILITIES (IATA CODES 87,89)	AIRPORT SECURITY (IATA CODE 85)	DESTINATION AIRPORT BELOW MINIMA (IATA CODE 72)	DEPARTURE AERODROME BELOW MINIMA (IATA CODE 71)	ATFM (IATA CODES 81-84)	
AI	491	249	242	51%	49%	26.00	11.00	14.00	17.00	82.00	24.00	21.00	22.00	0.00	25.00	242
G8	340	279	61	82%	18%	0.00	0.00	0.00	11.00	26.00	0.00	0.00	0.00	0.00	24.00	61
6E	698	588	110	84%	16%	4.00	2.00	1.00	13.00	41.00	4.00	0.00	15.00	0.00	30.00	110
I5	97	90	7	93%	7%	0.00	0.00	0.00	0.00	5.00	0.00	0.00	0.00	0.00	2.00	7
SG	484	365	119	75%	25%	2.00	0.00	6.00	5.00	70.00	5.00	0.00	20.00	0.00	11.00	119
UK	289	265	24	92%	8%	0.00	0.00	0.00	4.00	7.00	0.00	0.00	1.00	0.00	12.00	24
2T	0	0	0	0%	0%	0.00	0.00	0.00	0.00	0.00	0.00	0.00	0.00	0.00	0.00	0
	2399	1836	563	77%	23%											



JANUARY 2020 ARRIVALS (0300 - 0900)

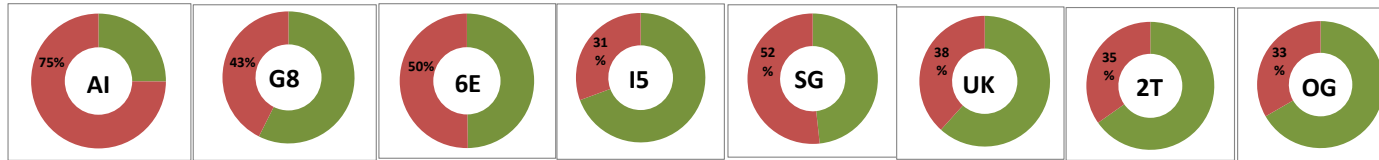
AIRLINES	TOTAL ARRIVALS	FLIGHTS ON TIME (STA + 15 min)	FLIGHTS DELAYED (STA + MORE THAN 15 Min)	% ON TIME	% DELAYED	NUMBER OF FLIGHTS DELAYED DUE TO										TOTAL ARRIVAL
						AIRLINES					AIRPORT		WEATHER		ATC	
						PASSENGER & BAGGAGE HANDLING (IATA CODES 11-18)	AIRCRAFT & RAMP HANDLING (IATA CODES 31-39)	TECHNICAL, AUTOMATED EQUIPMENT FAILURE (IATA CODES 41-48)	OPERATIONS, CREW (IATA CODES 61-69)	REACTIONARY REASONS (IATA CODES 91-96)	AIRPORT FACILITIES (IATA CODES 87,89)	AIRPORT SECURITY (IATA CODE 85)	DESTINATION AIRPORT BELOW MINIMA (IATA CODE 72)	DEPARTURE AERODROME BELOW MINIMA (IATA CODE 71)	ATFM (IATA CODES 81-84)	
AI	181	92	89	51%	49%	-	-	-	-	-	-	-	-	-	-	-
G8	154	126	28	82%	18%	-	-	-	-	-	-	-	-	-	-	-
6E	604	554	50	92%	8%	-	-	-	-	-	-	-	-	-	-	-
I5	67	61	6	91%	9%	-	-	-	-	-	-	-	-	-	-	-
SG	370	337	33	91%	9%	-	-	-	-	-	-	-	-	-	-	-
UK	112	91	21	81%	19%	-	-	-	-	-	-	-	-	-	-	-
2T	0	0	0	0%	0%	-	-	-	-	-	-	-	-	-	-	-
	1488	1261	227	85%	15%											



Delay Percentage

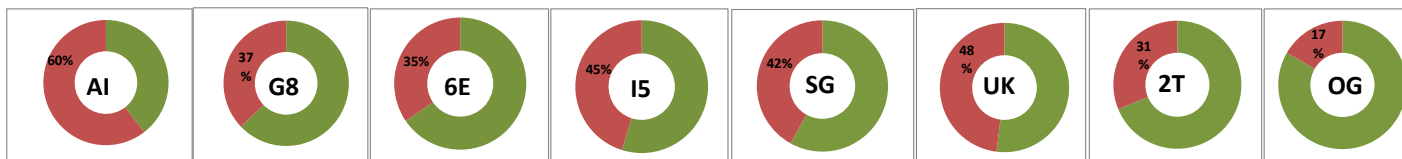
JANUARY 2020 DEPARTURES (0900 - 1500)

AIRLINES	TOTAL DEPARTURES	FLIGHTS ON TIME (STD + 15 min)	FLIGHTS DELAYED (STD + MORE THAN 15 Min)	% ON TIME	% DELAYED	NUMBER OF FLIGHTS DELAYED DUE TO										TOTAL DEPARTURES
						AIRLINES					AIRPORT		WEATHER		ATC	
						PASSENGER & BAGGAGE HANDLING (IATA CODES 11-18)	AIRCRAFT & RAMP HANDLING (IATA CODES 31-39)	TECHNICAL, AUTOMATED EQUIPMENT FAILURE (IATA CODES 41-48)	OPERATIONS, CREW (IATA CODES 61-69)	REACTIONARY REASONS (IATA CODES 91-96)	AIRPORT FACILITIES (IATA CODES 87,89)	AIRPORT SECURITY (IATA CODE 85)	DESTINATION AIRPORT BELOW MINIMA (IATA CODE 72)	DEPARTURE AERODROME BELOW MINIMA (IATA CODE 71)	ATFM (IATA CODES 81-84)	
AI	406	102	304	25%	75%	23.00	15.00	5.00	34.00	135.00	3.00	12.00	4.00	0.00	73.00	304
G8	277	159	118	57%	43%	0.00	0.00	0.00	0.00	65.00	0.00	0.00	0.00	0.00	53.00	118
6E	1155	575	580	50%	50%	18.00	7.00	7.00	44.00	239.00	33.00	6.00	3.00	0.00	223.00	580
I5	62	43	19	69%	31%	0.00	0.00	0.00	0.00	11.00	0.00	0.00	0.00	0.00	8.00	19
SG	669	323	346	48%	52%	15.00	0.00	8.00	14.00	231.00	4.00	1.00	14.00	0.00	59.00	346
UK	334	206	128	62%	38%	0.00	0.00	0.00	5.00	34.00	0.00	0.00	7.00	0.00	82.00	128
2T	46	30	16	65%	35%	0.00	0.00	0.00	0.00	10.00	0.00	0.00	0.00	0.00	6.00	16
OG	18	12	6	67%	33%	0.00	0.00	0.00	0.00	6.00	0.00	0.00	0.00	0.00	0.00	6
2967	1450	1517	49%	51%												



JANUARY 2020 ARRIVALS (0900 - 1500)

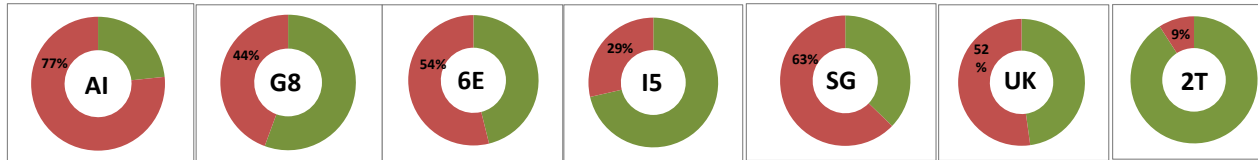
AIRLINES	TOTAL ARRIVALS	FLIGHTS ON TIME (STA + 15 min)	FLIGHTS DELAYED (STA + MORE THAN 15 Min)	% ON TIME	% DELAYED	NUMBER OF FLIGHTS DELAYED DUE TO										TOTAL ARRIVAL
						AIRLINES					AIRPORT		WEATHER		ATC	
						PASSENGER & BAGGAGE HANDLING (IATA CODES 11-18)	AIRCRAFT & RAMP HANDLING (IATA CODES 31-39)	TECHNICAL, AUTOMATED EQUIPMENT FAILURE (IATA CODES 41-48)	OPERATIONS, CREW (IATA CODES 61-69)	REACTIONARY REASONS (IATA CODES 91-96)	AIRPORT FACILITIES (IATA CODES 87,89)	AIRPORT SECURITY (IATA CODE 85)	DESTINATION AIRPORT BELOW MINIMA (IATA CODE 72)	DEPARTURE AERODROME BELOW MINIMA (IATA CODE 71)	ATFM (IATA CODES 81-84)	
AI	481	190	291	40%	60%	-	-	-	-	-	-	-	-	-	-	-
G8	374	235	139	63%	37%	-	-	-	-	-	-	-	-	-	-	-
6E	1279	837	442	65%	35%	-	-	-	-	-	-	-	-	-	-	-
I5	62	34	28	55%	45%	-	-	-	-	-	-	-	-	-	-	-
SG	632	367	265	58%	42%	-	-	-	-	-	-	-	-	-	-	-
UK	381	198	183	52%	48%	-	-	-	-	-	-	-	-	-	-	-
2T	48	33	15	69%	31%	-	-	-	-	-	-	-	-	-	-	-
OG	18	15	3	83%	17%	-	-	-	-	-	-	-	-	-	-	-
3275	1909	1366	58%	42%												



Delay Percentage

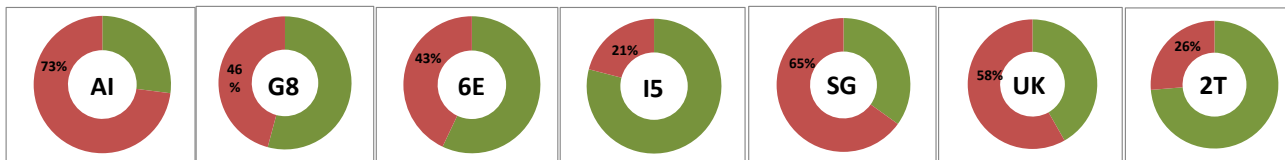
JANUARY 2020 DEPARTURES (1500 - 2300)

AIRLINES	TOTAL DEPARTURES	FLIGHTS ON TIME (STD + 15 min)	FLIGHTS DELAYED (STD + MORE THAN 15 Min)	% ON TIME	% DELAYED	NUMBER OF FLIGHTS DELAYED DUE TO									TOTAL DEPARTURES	
						AIRLINES					AIRPORT		WEATHER			ATC
						PASSENGER & BAGGAGE HANDLING (IATA CODES 11-18)	AIRCRAFT & RAMP HANDLING (IATA CODES 31-39)	TECHNICAL, AUTOMATED EQUIPMENT FAILURE (IATA CODES 41-48)	OPERATIONS, CREW (IATA CODES 61-69)	REACTIONARY REASONS (IATA CODES 91-96)	AIRPORT FACILITIES (IATA CODES 87,89)	AIRPORT SECURITY (IATA CODE 85)	DESTINATION AIRPORT BELOW MINIMA (IATA CODE 72)	DEPARTURE AERODROME BELOW MINIMA (IATA CODE 71)		ATFM (IATA CODES 81-84)
AI	475	111	364	23%	77%	9.00	5.00	10.00	41.00	205.00	3.00	3.00	0.00	0.00	88.00	364
G8	570	317	253	56%	44%	0.00	0.00	0.00	0.00	133.00	0.00	0.00	0.00	0.00	120.00	253
6E	1617	746	871	46%	54%	37.00	17.00	10.00	61.00	386.00	32.00	8.00	14.00	0.00	306.00	871
I5	63	45	18	71%	29%	0.00	0.00	0.00	0.00	11.00	0.00	0.00	0.00	0.00	7.00	18
SG	771	287	484	37%	63%	10.00	1.00	19.00	18.00	348.00	8.00	2.00	17.00	0.00	61.00	484
UK	502	240	262	48%	52%	0.00	0.00	1.00	14.00	94.00	1.00	0.00	7.00	0.00	145.00	262
2T	22	20	2	91%	9%	0.00	0.00	0.00	0.00	2.00	0.00	0.00	0.00	0.00	0.00	2
4020	1766	2254	44%	56%												



JANUARY 2020 ARRIVALS (1500 - 2300)

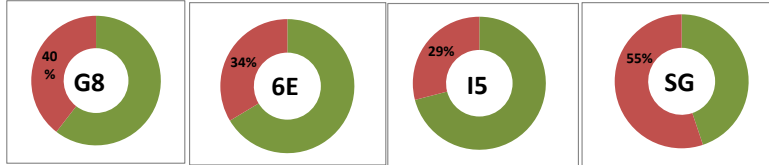
AIRLINES	TOTAL ARRIVALS	FLIGHTS ON TIME (STA + 15 min)	FLIGHTS DELAYED (STA + MORE THAN 15 Min)	% ON TIME	% DELAYED	NUMBER OF FLIGHTS DELAYED DUE TO									TOTAL ARRIVAL	
						AIRLINES					AIRPORT		WEATHER			ATC
						PASSENGER & BAGGAGE HANDLING (IATA CODES 11-18)	AIRCRAFT & RAMP HANDLING (IATA CODES 31-39)	TECHNICAL, AUTOMATED EQUIPMENT FAILURE (IATA CODES 41-48)	OPERATIONS, CREW (IATA CODES 61-69)	REACTIONARY REASONS (IATA CODES 91-96)	AIRPORT FACILITIES (IATA CODES 87,89)	AIRPORT SECURITY (IATA CODE 85)	DESTINATION AIRPORT BELOW MINIMA (IATA CODE 72)	DEPARTURE AERODROME BELOW MINIMA (IATA CODE 71)		ATFM (IATA CODES 81-84)
AI	607	164	443	27%	73%	-	-	-	-	-	-	-	-	-	-	-
G8	572	310	262	54%	46%	-	-	-	-	-	-	-	-	-	-	-
6E	1527	871	656	57%	43%	-	-	-	-	-	-	-	-	-	-	-
I5	124	98	26	79%	21%	-	-	-	-	-	-	-	-	-	-	-
SG	742	259	483	35%	65%	-	-	-	-	-	-	-	-	-	-	-
UK	534	223	311	42%	58%	-	-	-	-	-	-	-	-	-	-	-
2T	19	14	5	74%	26%	-	-	-	-	-	-	-	-	-	-	-
4125	1939	2186	47%	53%												



Delay Percentage

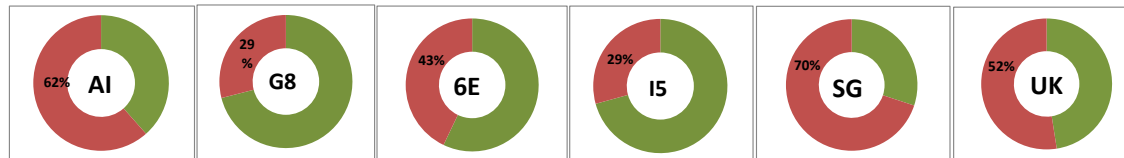
JANUARY 2020 DEPARTURES (2300 - 0300)

AIRLINES	TOTAL DEPARTURES	FLIGHTS ON TIME (STD + 15 min)	FLIGHTS DELAYED (STD + MORE THAN 15 Min)	% ON TIME	% DELAYED	NUMBER OF FLIGHTS DELAYED DUE TO										TOTAL DEPARTURES
						AIRLINES					AIRPORT		WEATHER		ATC	
						PASSENGER & BAGGAGE HANDLING (IATA CODES 11-18)	AIRCRAFT & RAMP HANDLING (IATA CODES 31-39)	TECHNICAL, AUTOMATED EQUIPMENT FAILURE (IATA CODES 41-48)	OPERATIONS, CREW (IATA CODES 61-69)	REACTIONARY REASONS (IATA CODES 91-96)	AIRPORT FACILITIES (IATA CODES 87,89)	AIRPORT SECURITY (IATA CODE 85)	DESTINATION AIRPORT BELOW MINIMA (IATA CODE 72)	DEPARTURE AERODROME BELOW MINIMA (IATA CODE 71)	ATFM (IATA CODES 81-84)	
AI	0	0	0	0%	0%	0	0	0	0	0	0	0	0	0	0	0
G8	124	75	49	60%	40%	0	0	0	0	25	0	0	0	0	24	49
6E	244	162	82	66%	34%	3	1	3	9	37	2	0	2	0	25	82
I5	155	110	45	71%	29%	0	0	0	1	24	0	0	1	0	19	45
SG	165	74	91	45%	55%	3	0	2	11	57	0	0	2	0	16	91
UK	0	0	0	0%	0%	0	0	0	0	0	0	0	0	0	0	0
2T	0	0	0	0%	0%	0	0	0	0	0	0	0	0	0	0	0
688	421	267	61%	39%												



JANUARY 2020 ARRIVALS (2300 - 0300)

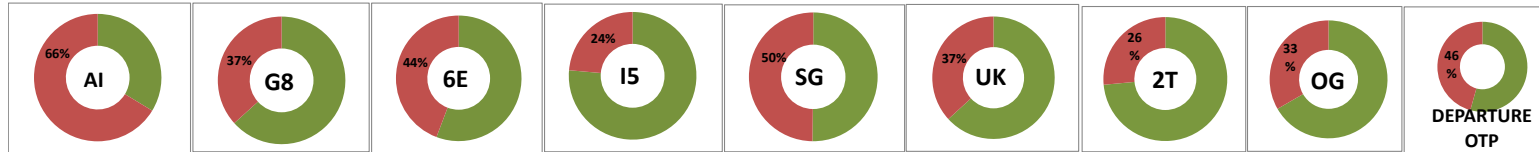
AIRLINES	TOTAL ARRIVALS	FLIGHTS ON TIME (STA + 15 min)	FLIGHTS DELAYED (STA + MORE THAN 15 Min)	% ON TIME	% DELAYED	NUMBER OF FLIGHTS DELAYED DUE TO										TOTAL ARRIVAL
						AIRLINES					AIRPORT		WEATHER		ATC	
						PASSENGER & BAGGAGE HANDLING (IATA CODES 11-18)	AIRCRAFT & RAMP HANDLING (IATA CODES 31-39)	TECHNICAL, AUTOMATED EQUIPMENT FAILURE (IATA CODES 41-48)	OPERATIONS, CREW (IATA CODES 61-69)	REACTIONARY REASONS (IATA CODES 91-96)	AIRPORT FACILITIES (IATA CODES 87,89)	AIRPORT SECURITY (IATA CODE 85)	DESTINATION AIRPORT BELOW MINIMA (IATA CODE 72)	DEPARTURE AERODROME BELOW MINIMA (IATA CODE 71)	ATFM (IATA CODES 81-84)	
AI	104	40	64	38%	62%	-	-	-	-	-	-	-	-	-	-	-
G8	207	147	60	71%	29%	-	-	-	-	-	-	-	-	-	-	-
6E	303	173	130	57%	43%	-	-	-	-	-	-	-	-	-	-	-
I5	123	87	36	71%	29%	-	-	-	-	-	-	-	-	-	-	-
SG	346	104	242	30%	70%	-	-	-	-	-	-	-	-	-	-	-
UK	101	48	53	48%	52%	-	-	-	-	-	-	-	-	-	-	-
2T	0	0	0	0%	0%	-	-	-	-	-	-	-	-	-	-	-
1184	599	585	51%	49%												



Delay Percentage

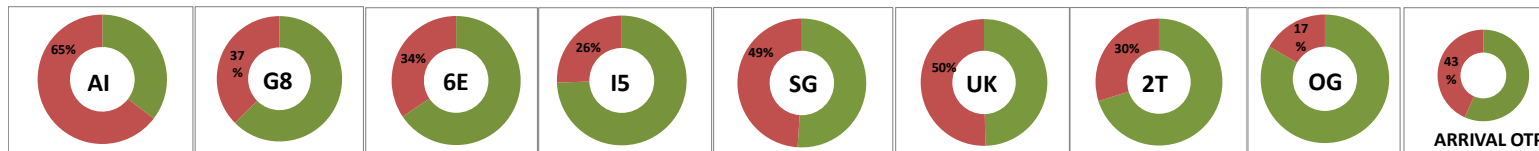
JANUARY 2020 DEPARTURES

AIRLINES	TOTAL DEPARTURES	FLIGHTS ON TIME (STD + 15 min)	FLIGHTS DELAYED (STD + MORE THAN 15 Min)	% ON TIME	% DELAYED	NUMBER OF FLIGHTS DELAYED DUE TO										TOTAL DEPARTURES
						AIRLINES					AIRPORT		WEATHER		ATC	
						PASSENGER & BAGGAGE HANDLING (IATA CODES 11-18)	AIRCRAFT & RAMP HANDLING (IATA CODES 31-39)	TECHNICAL AUTOMATED EQUIPMENT FAILURE (IATA CODES 41-48)	OPERATIONS, CREW (IATA CODES 61-69)	REACTIONARY REASONS (IATA CODES 91-96)	AIRPORT FACILITIES (IATA CODES 87,89)	AIRPORT SECURITY (IATA CODE 85)	DESTINATION AIRPORT BELOW MINIMA (IATA CODE 72)	DEPARTURE AERODROME BELOW MINIMA (IATA CODE 71)	ATFM (IATA CODES 81-84)	
AI	1372	462	910	34%	66%	58.00	31.00	29.00	92.00	422.00	30.00	36.00	26.00	0.00	186.00	910
G8	1311	830	481	63%	37%	0.00	0.00	0.00	11.00	249.00	0.00	0.00	0.00	0.00	221.00	481
6E	3714	2071	1643	56%	44%	62.00	27.00	21.00	127.00	703.00	71.00	14.00	34.00	0.00	584.00	1643
IS	377	288	89	76%	24%	0.00	0.00	0.00	1.00	51.00	0.00	0.00	1.00	0.00	36.00	89
SG	2089	1049	1040	50%	50%	30.00	1.00	35.00	48.00	706.00	17.00	3.00	53.00	0.00	147.00	1040
UK	1125	711	414	63%	37%	0.00	0.00	1.00	23.00	135.00	1.00	0.00	15.00	0.00	239.00	414
2T	68	50	18	74%	26%	0.00	0.00	0.00	0.00	12.00	0.00	0.00	0.00	0.00	6.00	18
OG	18	12	6	67%	33%	0.00	0.00	0.00	0.00	6.00	0.00	0.00	0.00	0.00	0.00	6
	10074	5473	4601	54%	46%											



JANUARY 2020 ARRIVALS

AIRLINES	TOTAL ARRIVALS	FLIGHTS ON TIME (STA + 15 min)	FLIGHTS DELAYED (STA + MORE THAN 15 Min)	% ON TIME	% DELAYED	NUMBER OF FLIGHTS DELAYED DUE TO										TOTAL ARRIVAL
						AIRLINES					AIRPORT		WEATHER		ATC	
						PASSENGER & BAGGAGE HANDLING (IATA CODES 11-18)	AIRCRAFT & RAMP HANDLING (IATA CODES 31-39)	TECHNICAL AUTOMATED EQUIPMENT FAILURE (IATA CODES 41-48)	OPERATIONS, CREW (IATA CODES 61-69)	REACTIONARY REASONS (IATA CODES 91-96)	AIRPORT FACILITIES (IATA CODES 87,89)	AIRPORT SECURITY (IATA CODE 85)	DESTINATION AIRPORT BELOW MINIMA (IATA CODE 72)	DEPARTURE AERODROME BELOW MINIMA (IATA CODE 71)	ATFM (IATA CODES 81-84)	
AI	1373	486	887	35%	65%	-	-	-	-	-	-	-	-	-	-	-
G8	1307	818	489	63%	37%	-	-	-	-	-	-	-	-	-	-	-
6E	3713	2435	1278	66%	34%	-	-	-	-	-	-	-	-	-	-	-
IS	376	280	96	74%	26%	-	-	-	-	-	-	-	-	-	-	-
SG	2090	1067	1023	51%	49%	-	-	-	-	-	-	-	-	-	-	-
UK	1128	560	568	50%	50%	-	-	-	-	-	-	-	-	-	-	-
2T	67	47	20	70%	30%	-	-	-	-	-	-	-	-	-	-	-
OG	18	15	3	83%	17%	-	-	-	-	-	-	-	-	-	-	-
	10072	5708	4364	57%	43%											



Delay Percentage

Note: 1)57% OTP includes Non Airport Factors
2)82% OTP is After excluding Non Airport Factors